

Fitting Ezzy Cams To SDM Masts

Note:

- Your Lion comes set with cams and cam pockets for an RDM mast. If you have an SDM mast, you will need to purchase SDM cams and cam pockets.


- If you have an SDM mast, you will need to follow the below instructions on how to measure your mast circumference, to determine which cams a cam pockets you require.

Definitions:

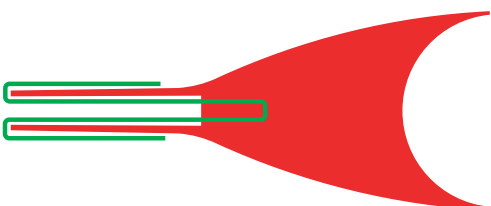
Cam Pocket: a spacer made of sailcloth. The arms of the **cam** fit into the **cam pocket**. There are **9** different sizes of **cam pockets**, marked "A" to "I". Having the correct length **cam pocket** allows you to set the right amount of sleeve tension for the sail at the cam.



Cam: red plastic camber inducers, which sit inside the luff sleeve, behind your mast. The **cams** come in three sizes which are marked: "**Standard**", "**Medium**" and "**Skinny**".



Cam and Cam Pocket assembled:



How to Determine Which Cam and Cam Pocket is Correct For Your Mast:

1) Cut out this ruler:



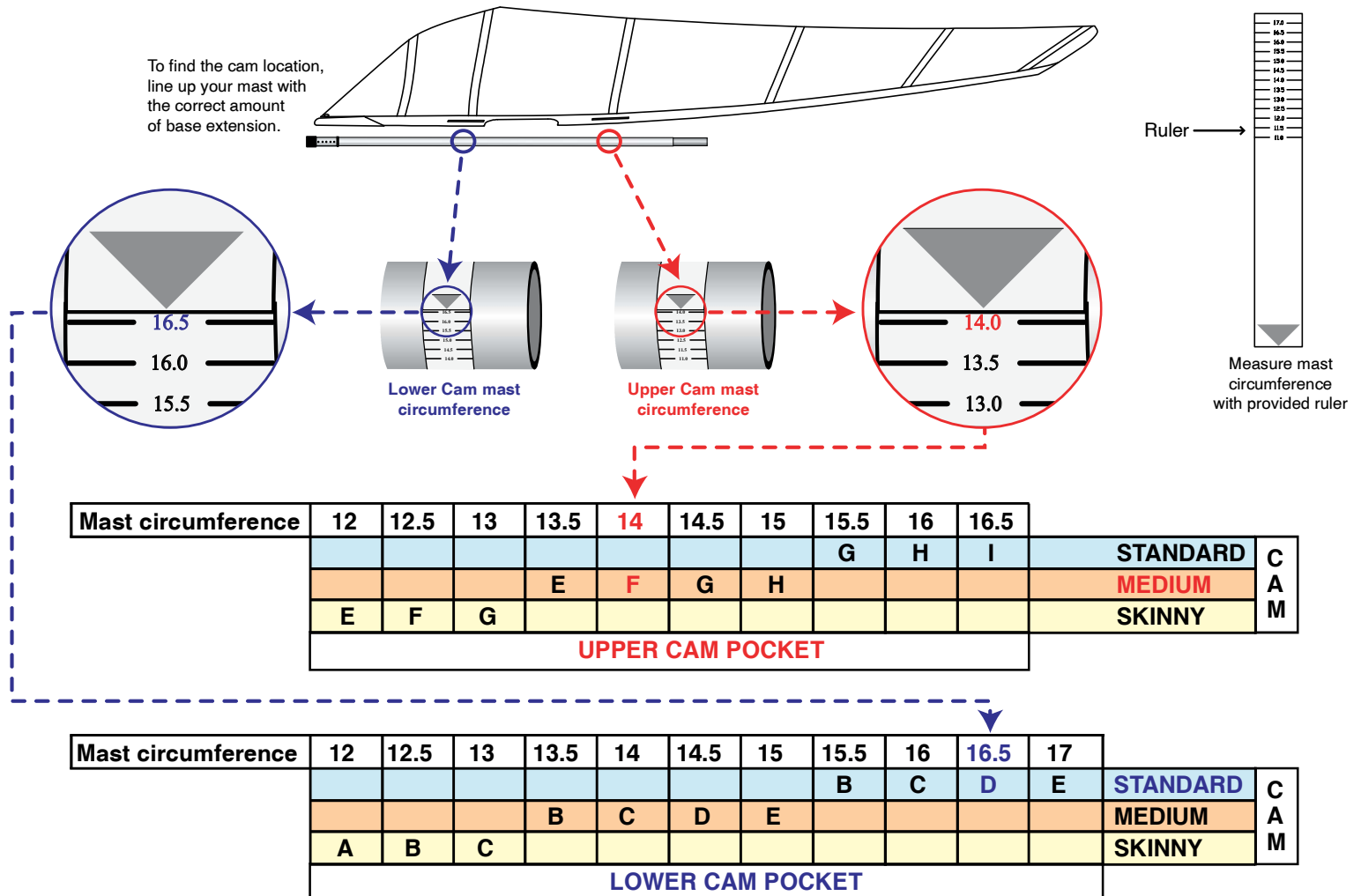
(print at 100% without scaling)

2) Lay your sail on the ground. To locate where the upper and lower cams will sit on your mast, lay your mast beside the luff sleeve, with your extension inserted into the mast and the extension cleat even with the sail pulley.

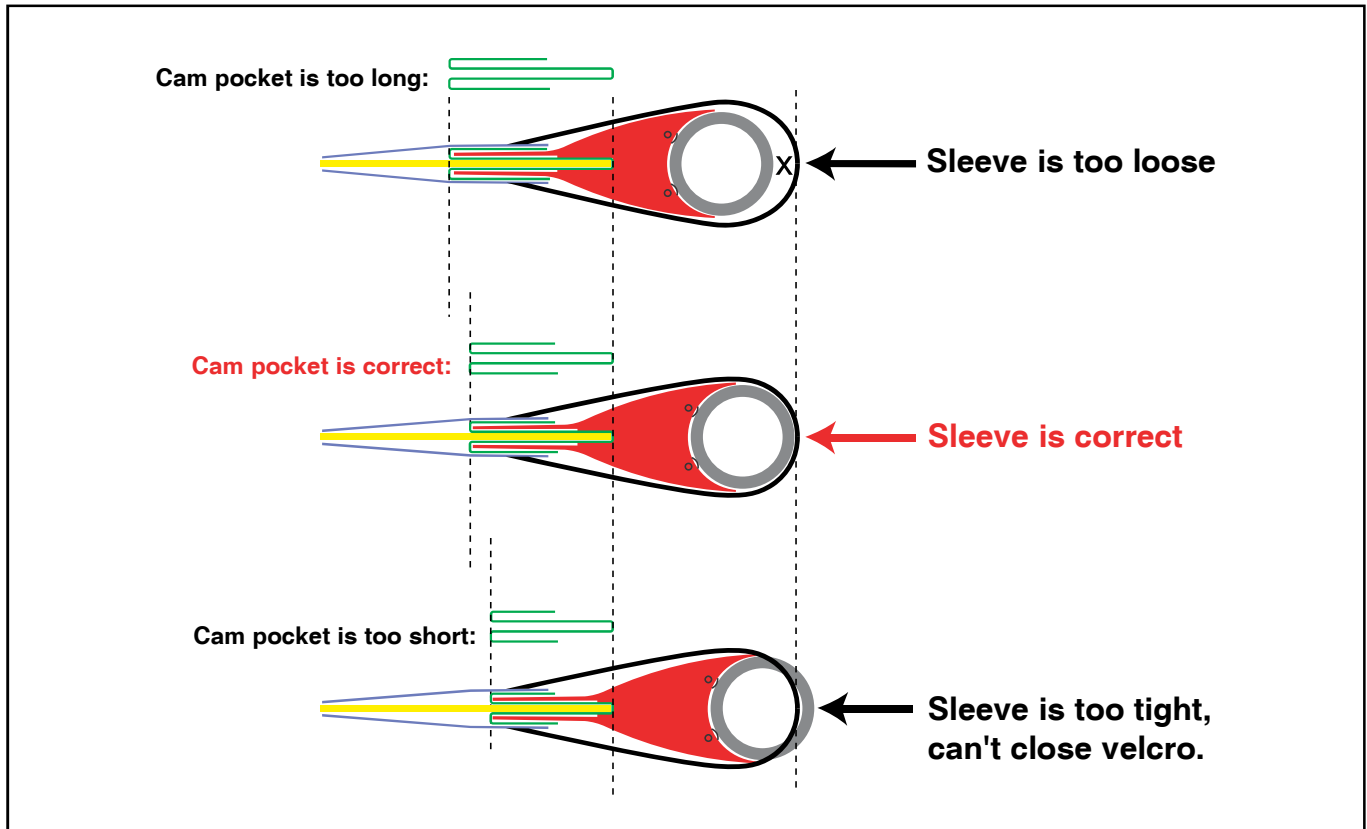
3) Use the ruler to measure the mast circumference where the upper and lower cams will sit.

4) Refer to the charts below, using your measured circumference. Read the letter below the number. This letter is the **cam pocket** you require. The correct **cam** is listed on the right-hand column on the same row as the cam pocket letter.

Example: If the mast circumference at your **upper cam** position is **14.0**, you would look at the chart labeled "**UPPER CAM**" and find "**14**" along the top of the chart, then under the 14, the chart indicates you would use pocket "**F**" and looking all the way to the right we see the cam marked "**MEDIUM**". If the circumference at the **lower cam** measures **16.5**, you would refer to the chart labeled "**LOWER CAM**" use pocket "**D**" and the cam marked "**STANDARD**".



How to tell if your cam pockets are the correct length:



Depending on Your Mast Diameter, these are the possible cams required:

6.0 and 6.5:

- 1) Medium x2
(or)
- 2) Medium x1, Standard x1

Total possible cams: Medium x2 and Standard x1

7.0 to 9.5:

- 1) Medium x2
(or)
- 2) Medium x1, Medium x1
(or)
- 3) Medium x1, Standard x1
(or)
- 4) Standard x1, Standard x1

Total possible cams: Medium x2 and Standard x2